



CLASS - I MATHEMATICS NOTES AUGUST

4. Subtraction up to 10

I. Answer in one word:

1. Subtraction means taking away.
2. The symbol of subtraction is - or minus.
3. Answer in subtraction is difference.

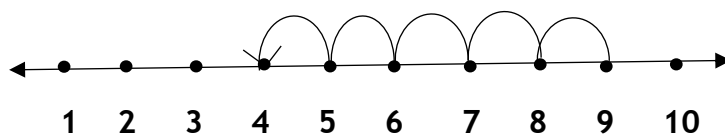
II. Cross out to subtract:

$$\begin{array}{r} \text{a) T O} \\ 5 \text{ } 0 \text{ } 0 \text{ } \cancel{0} \text{ } \cancel{0} \text{ } \cancel{0} \\ - 3 \\ \hline 2 \end{array}$$

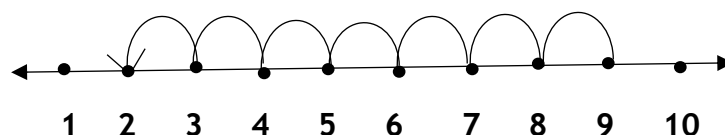
$$\begin{array}{r} \text{b) T O} \\ 8 \text{ } 0 \text{ } 0 \text{ } 0 \text{ } 0 \text{ } \cancel{0} \text{ } \cancel{0} \text{ } \cancel{0} \text{ } \cancel{0} \\ - 4 \\ \hline 4 \end{array}$$

III. Subtract on number line:

a)  $9 - 5 = 4$



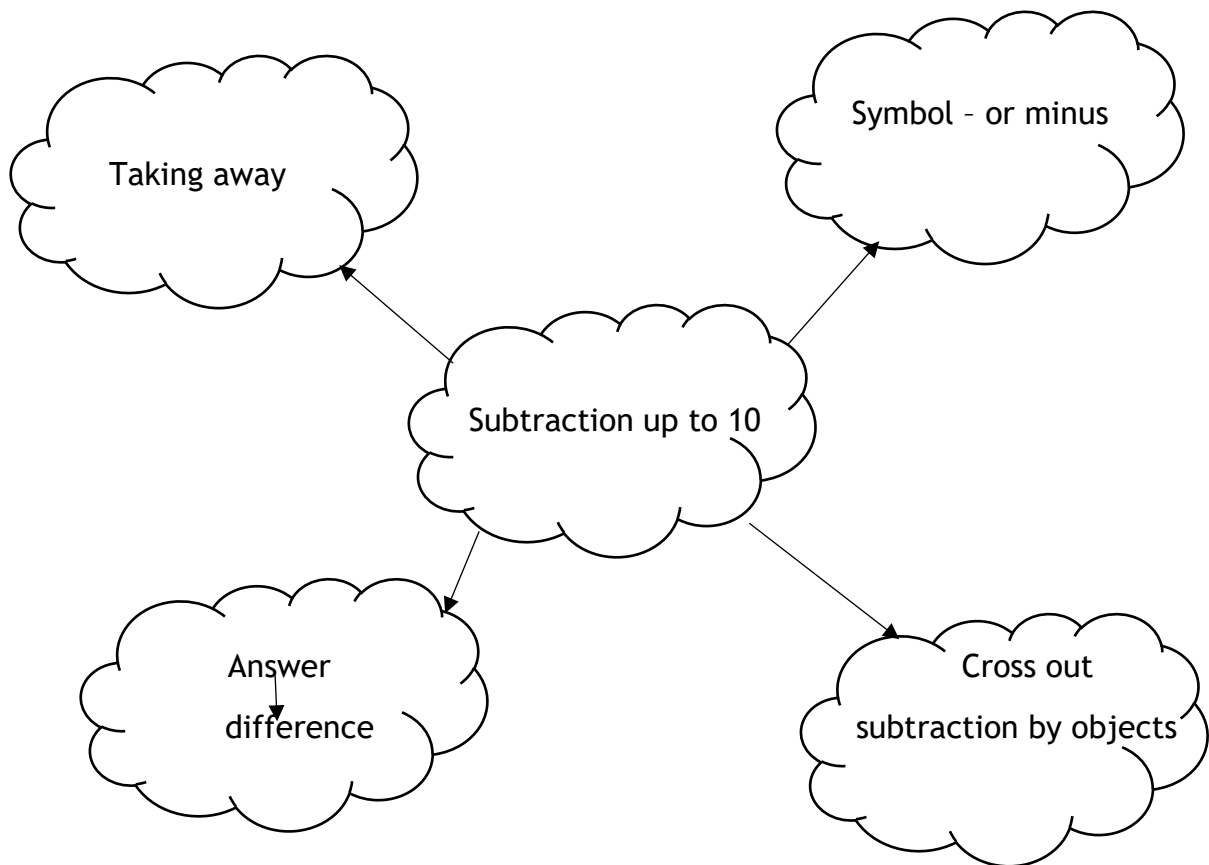
b)  $9 - 7 = 2$



IV. Fill Up:

1.  $10 - 0 = \underline{10}$
2.  $2 - 2 = \underline{0}$
3.  $6 - 1 = \underline{5}$
4.  $9 - 4 = \underline{5}$

## V. Mind Map:



## 5. Measurements

### I. Tick the Longest / Tallest and Cross the Shortest:

1.

☐☒☐

2.

☐☐☒

II. Write 'H' for heavier object and 'L' for lighter object:

1.




L



H

2.



H



L

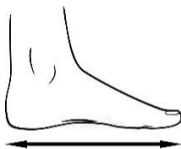
III. Match the following:

1.



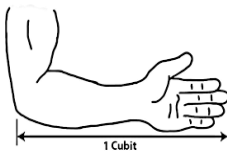
- Cubit (3)

2.



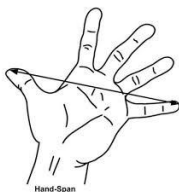
- Hand span (4)

3.



- Width of finger (1)

4.



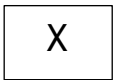
- Foot span (2)

IV. Tick the object which has more capacity and cross the object which has less capacity:

1.



2.



V. Mind map:

